



### District Report Card: 2017


<b>State:</b> Tamil Nadu	<b>District:</b> Karur
<b>Class:</b> 8	<b>Subject:</b> Language
<b>Schools:</b> 51	<b>Students:</b> 1085


### Participation/Coverage


#### Students

 GENDER	Boys		Girls	
	Number	%	Number	%
	492	45.35	593	54.65

 AREA	Rural		Urban	
	Number	%	Number	%
	742	68.39	343	31.61

 CATEGORY	SC		ST		OBC		GEN	
	Number	%	Number	%	Number	%	Number	%
	296	27.28	1	0.09	687	63.32	101	9.31

 CWSN	LD	VI	HI	S&LD	ID	Oth
	0	2	0	3	4	3

 Management	Government		Government-aided	
	Number	%	Number	%
	857	78.99	228	21.01

### Average Performance of Students in Language (%)

Overall	Gender		Area		Management		Social Group			
	Male	Female	Rural	Urban	Govt.	Aided	SC	ST	OBC	GEN
55.26	51.56	58.34	55.30	55.18	54.06	59.80	53.24	33.33	56.10	55.71

### Performance on Learning Outcomes (LOs)

Learning Outcomes	Description	Average Performance(%)
L813	Read textual/non-textual materials with comprehension and identifies the details, characters, main idea and sequence of ideas and events while reading	55.26

Range of Performance of Students who Answered Correctly							
Below 30%		30% - 50%		50% - 75%		Above 75%	
Number	%	Number	%	Number	%	Number	%
175	16.13	264	24.33	425	39.17	221	20.37

### Lowest Performing Learning Outcomes (LOs)

1 - Read textual/non-textual materials with comprehension and identifies the details, characters, main idea and sequence of ideas and events while reading (55.26)